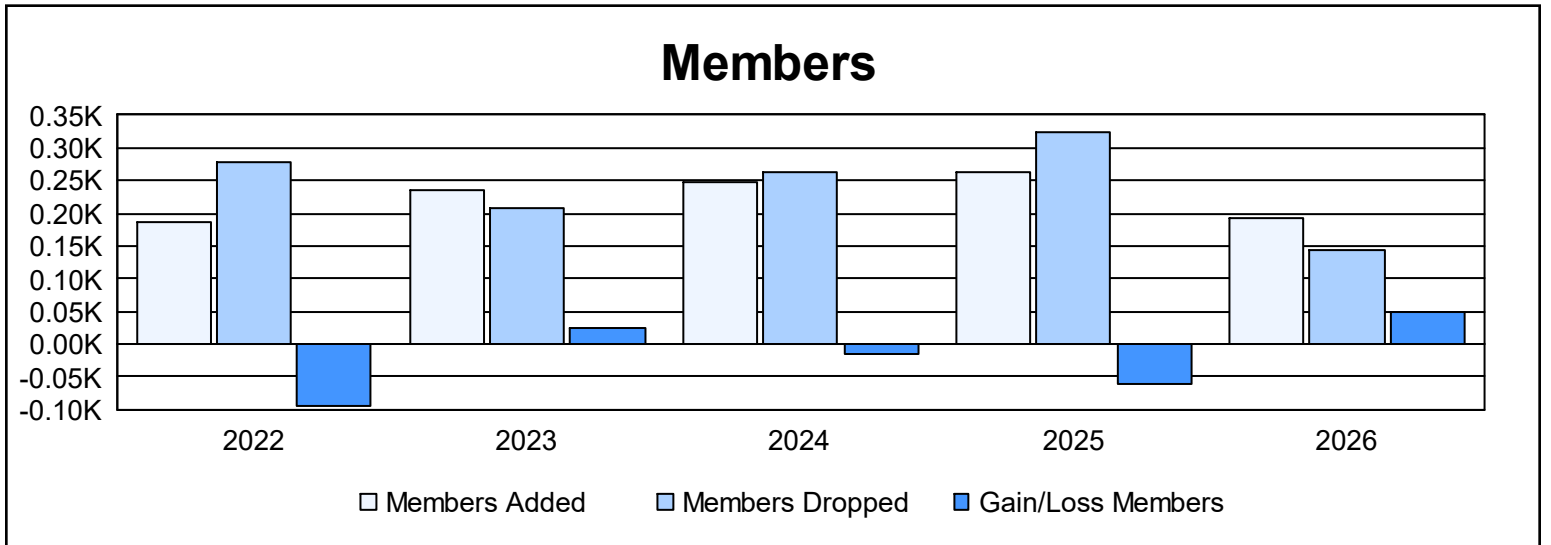
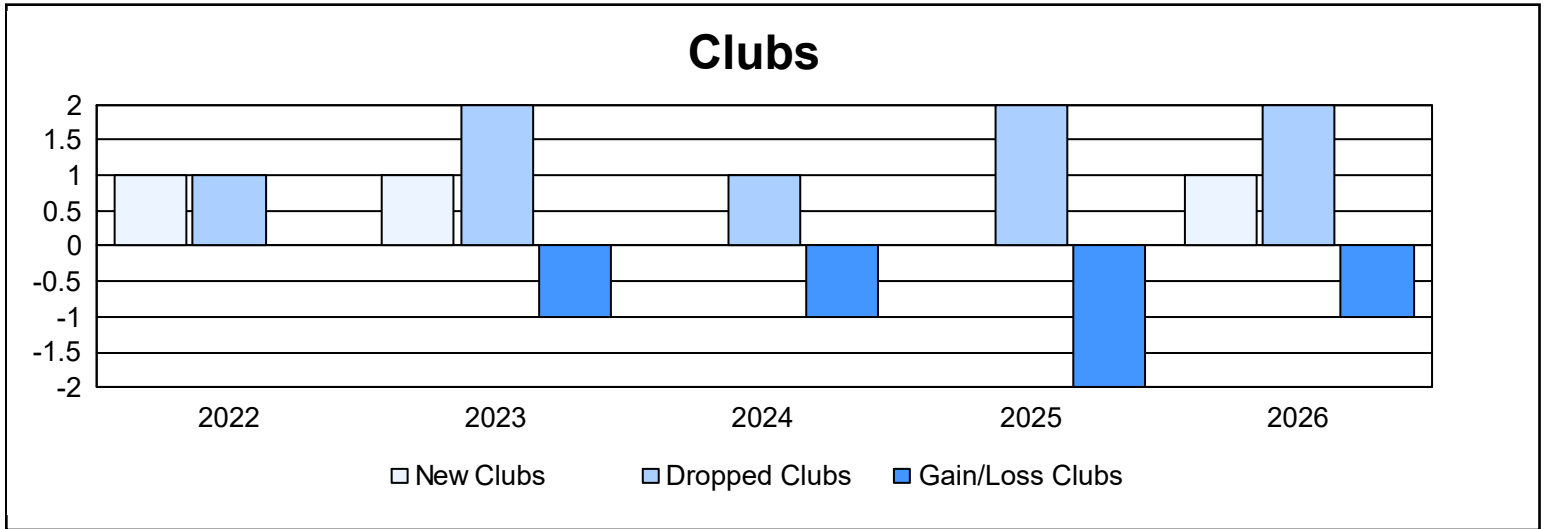
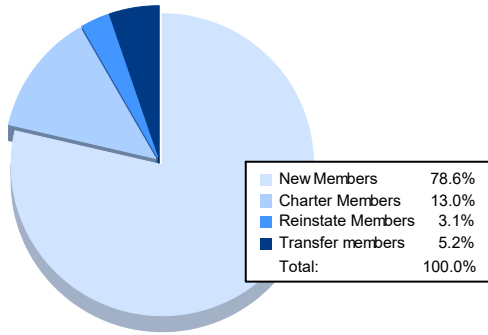


Year	New Clubs	Dropped Clubs	Gain/ Loss Clubs	New Members	Charter Members	Reinstate Members	Transfer Members	Total Member Added	Total Members Dropped	Gain/ Loss Members
2021-2022	1	1	0	152	28	1	4	185	278	-93
2022-2023	1	2	-1	200	31	3	1	235	209	26
2023-2024	0	1	-1	238	1	2	7	248	263	-15
2024-2025	0	2	-2	224	0	16	23	263	323	-60
2025-2026	1	2	-1	151	25	6	10	192	144	48
<b>Average</b>	<b>1</b>	<b>2</b>	<b>-1</b>	<b>193</b>	<b>17</b>	<b>6</b>	<b>9</b>	<b>225</b>	<b>243</b>	<b>-19</b>



### Membership Composition April 2026 Cumulative



### Gender Composition April 2026 Cumulative

